

MSC Sailing Instructions for 2018



1. GENERAL

- 1.1 Except as noted in these race instructions, all Club Races will be held in accordance with the Racing Rules of Sailing 2017/2020 as published by the Canadian Yachting Association.
- 1.2 All boats shall be adequately covered, by third party insurance, to a minimum value of \$1,000,000 for any one claim

2. SAFETY

- 2.1 The sign out & in sheet on clip board hanging on hall wall must be signed by a representative from all competing boats prior to leaving the dock and after returning. If a boat does not sign out and in they will get a score of DSQ. Each MSC competitor must check in with Committee Boat before start of race(s). A competitor must notify Committee Boat if retiring from race(s).
- 2.2 Lifejackets or PFD's must be worn during all club races. Canadian M.O.T. and/or Canadian Coast Guard regulations must be adhered to.
- 2.3 Each boat is required to carry all safety gear outlined by the Small Vessel Regulations including a PFD, paddle, bailer, heaving line, whistle and flashlight.
- 2.4 Failure to comply with the safety rules will result in disqualification
- 2.5 A competitor withdrawing from a race to aid a boat in distress will be awarded average points in that series.
- 2.6 Visiting Competitors: Any guest sailor participating in a regular club race should check in with the race officer of the day to be counted in each race.
- 2.7 A minimum of 2 race staff must be on the water to hold a race. Only club members are allowed to drive club boats. Members must be checked out on the boat they will be driving.

3. CLUB RACING

- 3.1. Series Format: There will be 4 race series:
 - Spring Series
 - Summer 1 Series
 - Summer 2 Series
 - Fall Series
- 3.2 A minimum of 3 races must be completed to constitute a series.
- 3.3 A minimum of 4 boats constitutes a race.
- 3.4 Starting Times
 - Sunday 1pm
 - Thursday 7pm
- 3.5 Race Time Limit
The time limit will be 90 minutes from the start.
The Race Committee may cancel the race prior to the time limit due to darkness, weather or safety reasons. If a race is cancelled as noted above, each competitor will be awarded average points and race will be counted.
- 3.6. Cancellation
At the discretion of the Race Committee races may be cancelled for reasons of poor weather (including wind and waves) or lack of attendance at any time. Races will not be permitted with winds of 20 knots or higher.

- 3.7. **Starts**
A 5 minute starting sequence will be used.
There will be one start for all classes unless otherwise announced by the race committee.
- 3.8. **General Recalls**
A general recall will be signaled by raising the First Substitute flag. This will remain until one minute before the next starting sequence.
- 3.9. **Novice Starts**
A novice is defined as an MSC member who is skippering in their first year of the MSC race program. A novice may start at the preparatory signal (blue four minute flag). The race committee must be notified of novice status prior to the warning signal (red five minute flag).
A skipper must relinquish novice status after competing in four races.

4. SCORING

- 4.1. Throw outs 4 or races or more 1 drop, upon completion of 7 races 2 drop, 9 races - 3 drops
- 4.2. Boat Handicap will be done as per the Portsmouth Handicap System.
- 4.3. Personal Handicapping – will be established
- 4.4. The low point scoring system as per Appendix A2 Section 2 of the CYA Racing Rules of Sailing will be used.
- 4.5. Race duty - a boat whose crew is on race duty will be awarded their average points for the series.
- 4.6. Race Duty Officers: Failure to show up on time (or organise a replacement duty team) for attending race duty will score a DSQ on 2 best seasonal scores (cannot be thrown out).
- 4.7. Average points defined as the average of points taken after throw outs, as calculated by the racing computer program.
- 4.8. Overall is defined as position after handicapping.

5. PROTEST PROCEDURES

- 5.1. The 720 Rule is in effect (CYA Rules 44.2).
- 5.2. Initiating a Protest: in addition to the CYA Rules
The protesting boat must inform the race committee of the intention to protest within ½ hour of finishing the race. Written protests must be submitted to the race committee within ½ hour of the return to shore of the race committee.
The race officer of the day will form a committee and arrange a hearing.

6. RACE COURSE

- 6.1. The Standard Olympic Course will be the standard race course (buoys to port). The Standard Olympic Course shall consist of one complete triangle plus a windward leg, a leeward leg and finishing with a windward leg. As described below.
- 6.2. The recommended course is the Olympic course however at the Race officers discretion a windward/leeward course may be used – see diagram below. The Race Officer will display numeral flag 1 prior to the start of the start sequence if this course is to be used
- 6.2. Shortened course will be signaled by 2 horn blasts plus the continuous display of the S code flag. These signals must be given prior to any boat entering the new finishing leg. Shorten courses see attached diagram.
- 6.3. Marks will be left to port.
- 6.4. Finish line will be sighted between the pin end mark and the Red flag on the committee boat.






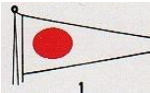
7. CLUB CHAMPIONSHIP.

Shall be awarded based upon ***** to be determined.

8. STARTING SEQUENCE MSC Rule 3.7

Time	Description	Flag	Horn
5:00	Warning Signal	Red up	One Horn
4:00	Preparatory Signal	"P" flag Up	One Horn
1:00	Preparatory down	" P" flag Down	One Horn
0:00	START	Red Down	One Horn

SIGNAL FLAGS

DESCRIPTION	FLAG	HORN	
Individual Recall	X Code	1 Horn	
General Recall	First Substitute	2 Horns	
Abandonment	N Code	3 Horns	
Shorten Course	S Code	2 Horns	
Postponement	Answering Pennant	2 Horns	
Windward Leeward course	One pennant		

9. Personal handicaps will be allocated by the Sailing Committee and in general be

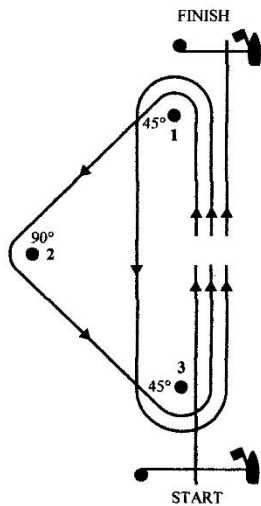
Appendix L THE RACING RULES OF SAILING for 2017–2020

ADDENDUM A ILLUSTRATING THE COURSE

Shown here are diagrams of course shapes. The boat's track is represented by a discontinuous line so that each diagram can describe courses with different numbers of laps. If more than one course may be used for a class, state how each particular course will be signalled.

A Triangle-Windward-Leeward Course (Strongly Preferred)

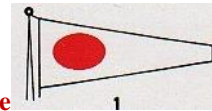
Start – 1 – 2 – 3 – 1 – 3 – Finish



Options for this course include

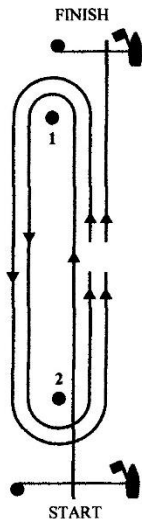
- (1) increasing or decreasing the number of laps,
- (2) deleting the last windward leg,
- (3) using a gate instead of a leeward mark,
- (4) using an offset mark at the windward mark, and
- (5) using the leeward and windward marks as starting and finishing marks. **THIS IS THE OPTION USED AT MSC**

A Windward-Leeward Course



Fly a number 1 Pennant if using this course

Start – 1 – 2 – 1 – 2 – Finish



Options for this course include

- (1) increasing or decreasing the number of laps,
- (2) deleting the last windward leg,
- (3) using a gate instead of a leeward mark,
- (4) using an offset mark at the windward mark, and
- (5) using the leeward and windward marks as starting and finishing marks. **THIS IS THE OPTION USED AT MSC**